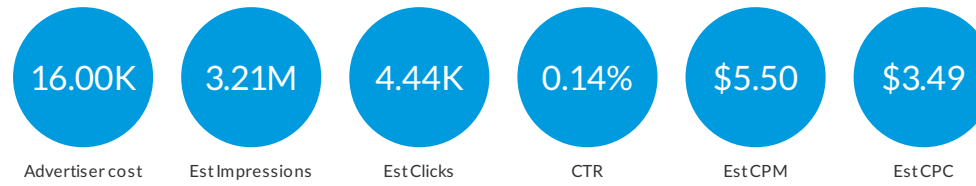


**Campaign Performance Metrics**

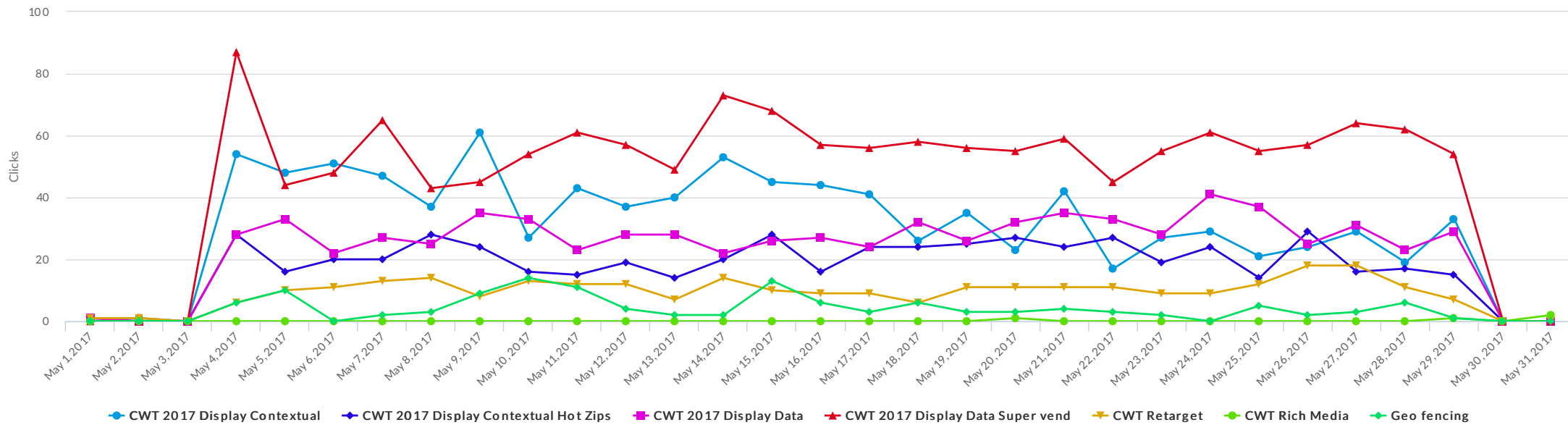
Last month - May 01, 2017 to May 31, 2017

The Trade Desk **campaigns**



**Clicks Per Campaign Weekly**

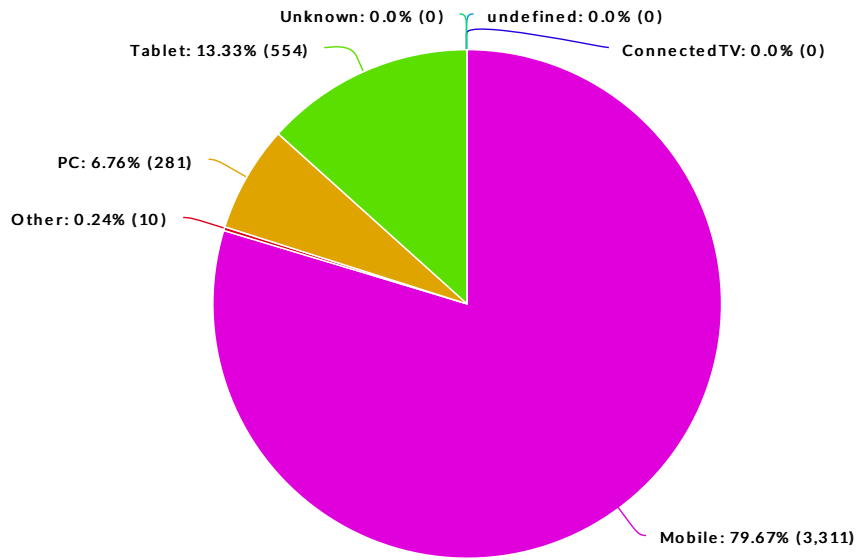
The Trade Desk **adgroups** data grouped by **day**



Last month - May 01, 2017 to May 31, 2017

The Trade Desk **browsers & devices**

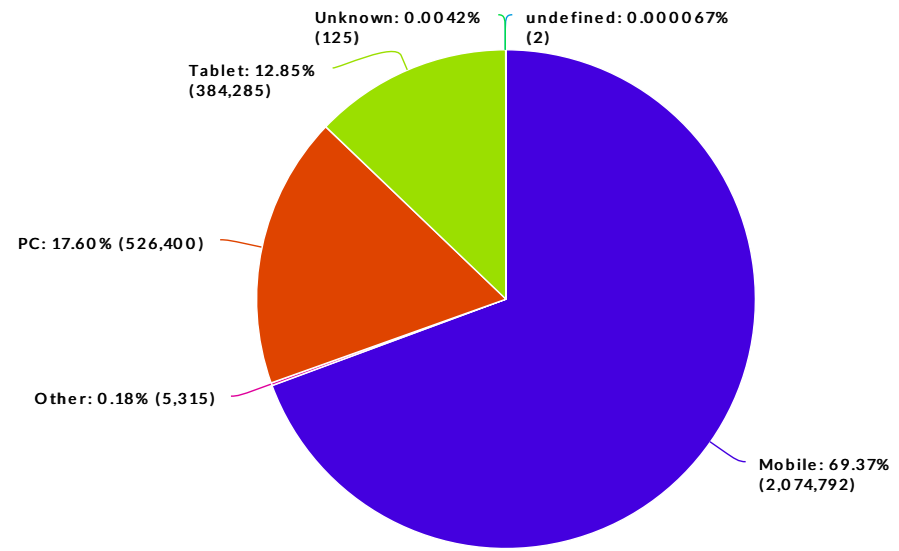
**Clicks by Device type**



Last month - May 01, 2017 to May 31, 2017

The Trade Desk **browsers & devices**

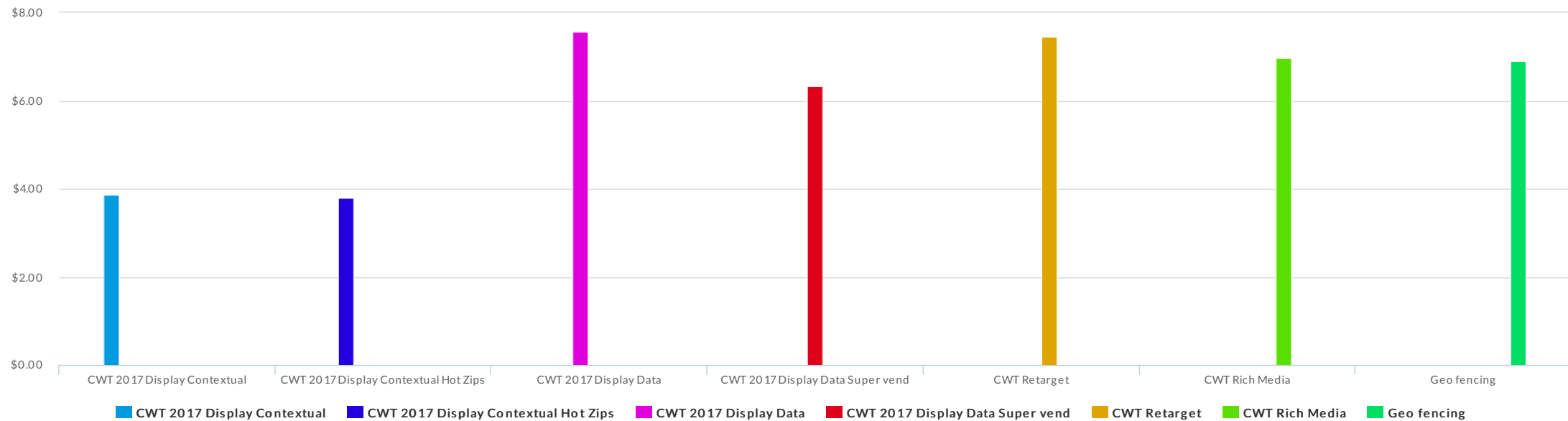
**Impressions per Device Type**



**CPM By Campaign**

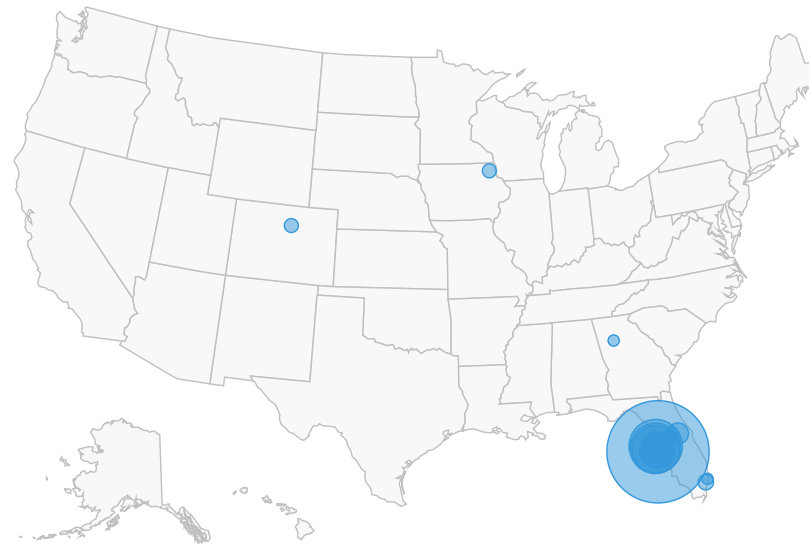
Last month - May 01, 2017 to May 31, 2017

The Trade Desk **ad groups** data grouped by



### Clicks by City

United States



## Clicks by City

Custom - May 24, 2017 to May 31, 2017

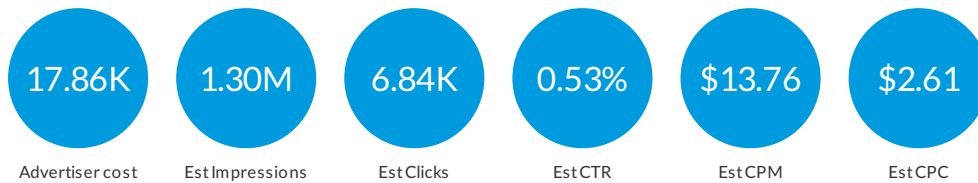
The Trade Desk [geo data](#)

	City	Region	Clicks
<b>Total</b>			<b>904</b>
	St. Petersburg	Florida	483
	Palm Harbor	Florida	106
	Clearwater	Florida	97
	Largo	Florida	87
	Pinellas Park	Florida	30
	Seminole	Florida	30
	Tarpon Springs	Florida	17
	Dunedin	Florida	16
	Tampa	Florida	16
	Safety Harbor	Florida	6
	Oldsmar	Florida	5
	Clearwater Beach	Florida	4
		Florida	2
	Orlando	Florida	2
	Indian Rocks Beach	Florida	1
	Plant City	Florida	1
	Atlanta	Georgia	1
	Belleair Beach	Florida	0
	Bay Pines	Florida	0
	Homosassa	Florida	0
	Sarasota	Florida	0
	Inverness	Florida	0
	Bradenton	Florida	0
	North Port	Florida	0
	Riverview	Florida	0

**Campaign Performance Metrics**

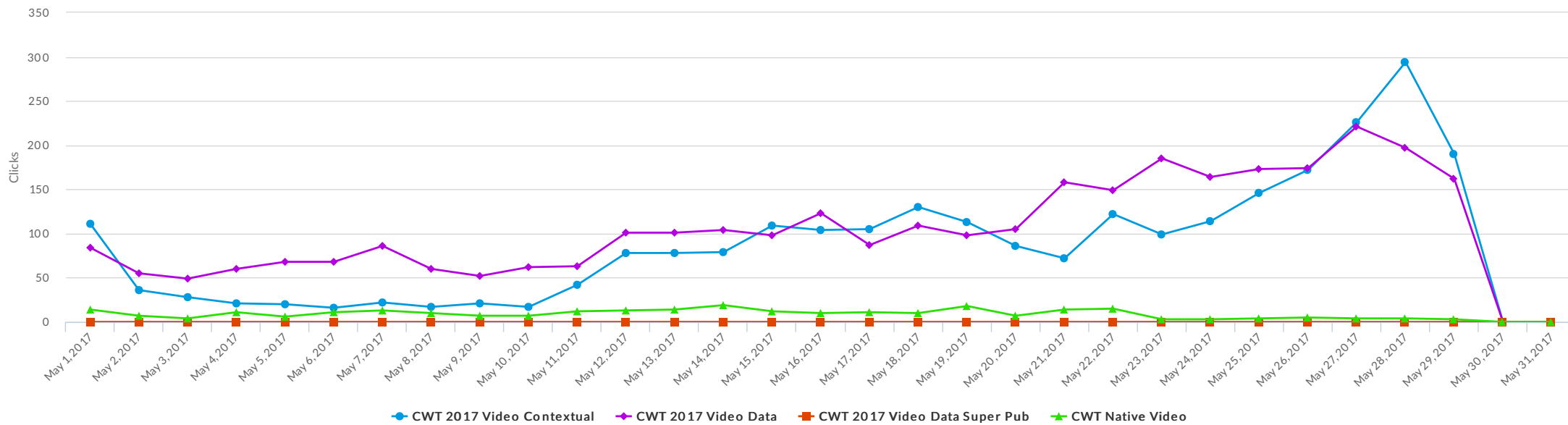
Last month - May 01, 2017 to May 31, 2017

The Trade Desk **campaigns**



**Clicks Per Campaign Weekly**

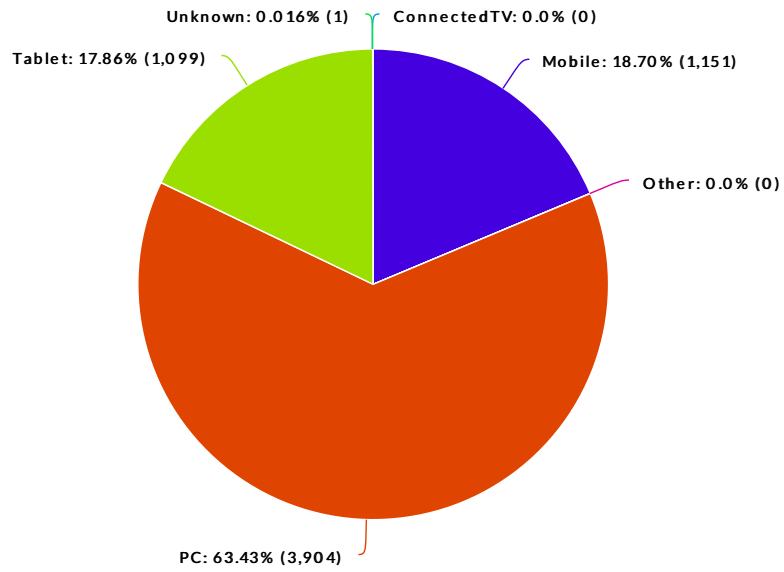
The Trade Desk **adgroups** data grouped by **day**



Last month - May 01, 2017 to May 31, 2017

Clicks by Device type

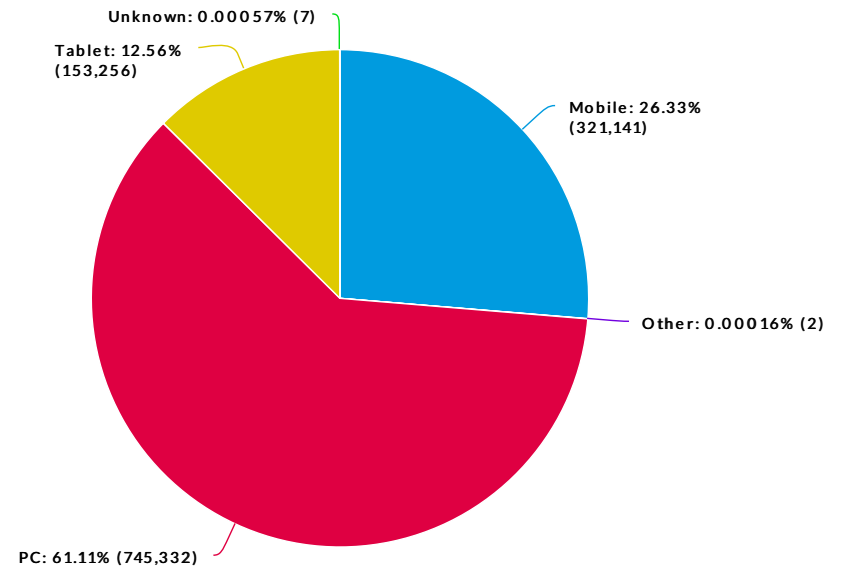
The Trade Desk [browsers & devices](#)



Last month - May 01, 2017 to May 31, 2017

Impressions per Device Type

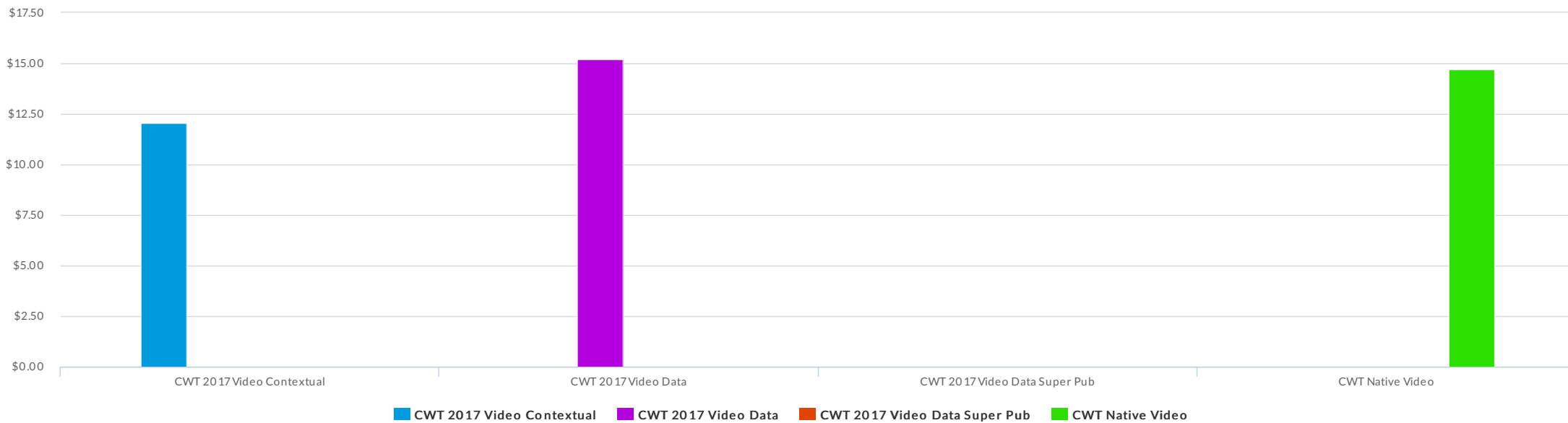
The Trade Desk [browsers & devices](#)



CPM By Campaign

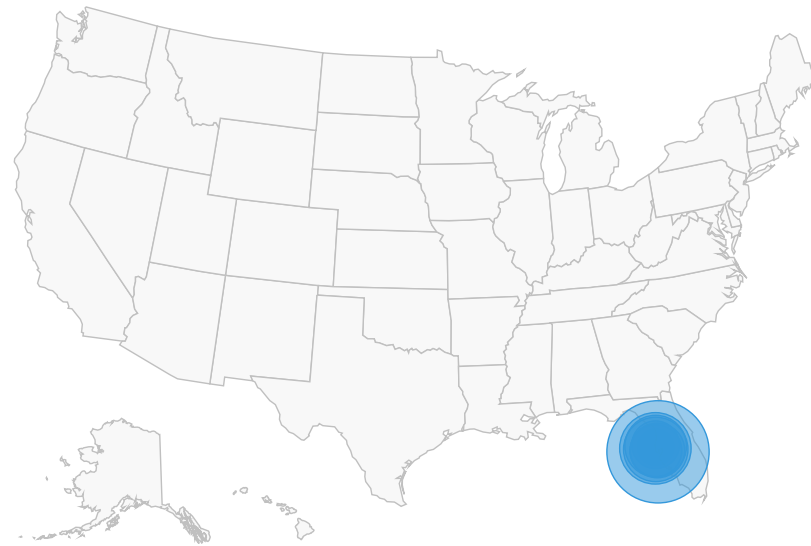
Last month - May 01, 2017 to May 31, 2017

The Trade Desk [ad groups](#) data grouped by



### Clicks by City

United States



## Clicks by City

Custom - May 24, 2017 to May 31, 2017

The Trade Desk [geo data](#)

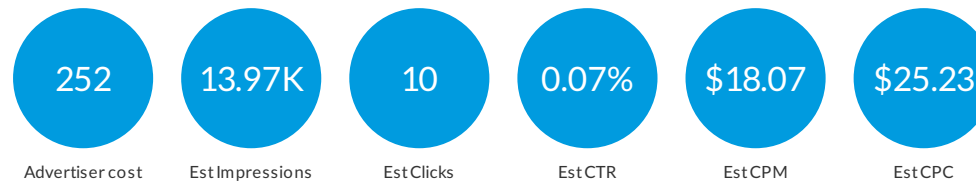
	City	Region	Clicks
<b>Total</b>			<b>2,256</b>
	St. Petersburg	Florida	735
	Clearwater	Florida	346
	Largo	Florida	290
	Palm Harbor	Florida	224
	Seminole	Florida	189
	Pinellas Park	Florida	184
	Tarpon Springs	Florida	145
	Dunedin	Florida	71
	Safety Harbor	Florida	30
	Oldsmar	Florida	18
	Clearwater Beach	Florida	8
	Indian Rocks Beach	Florida	7
	Belleair Beach	Florida	4
	St.%20Petersburg	Florida	3
	Palm%20Harbor	Florida	2
	Bay Pines	Florida	0
	Tarpon n%20Springs	Florida	0
	Pinellas%20Park	Florida	0
	Safety%20Harbor	Florida	0
	Crystal Beach	Florida	0



### Campaign Performance Metrics

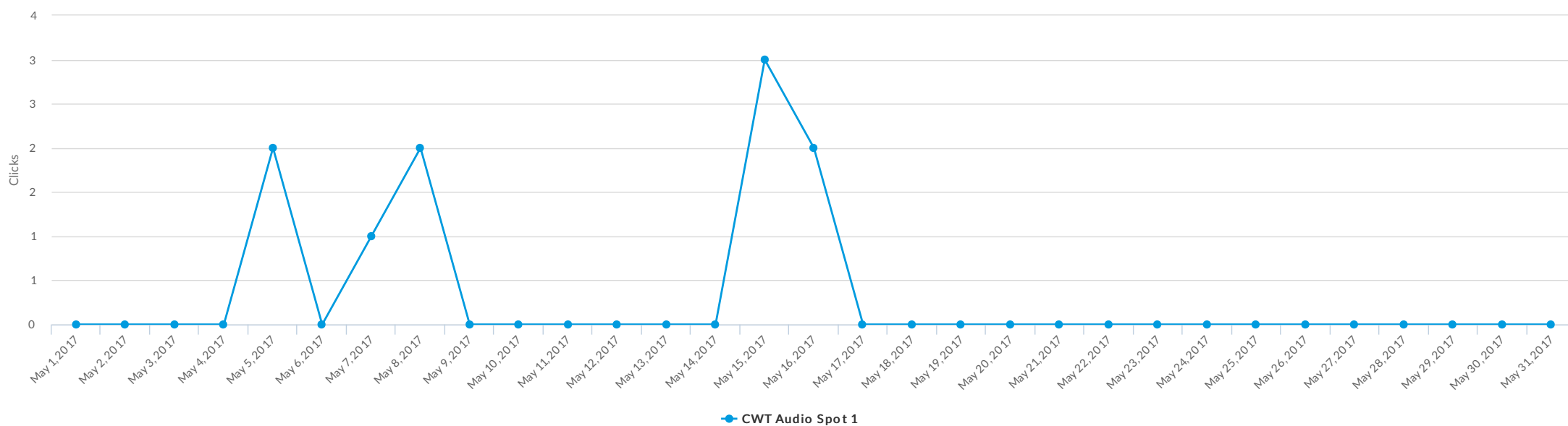
Last month - May 01, 2017 to May 31, 2017

The Trade Desk [campaigns](#)



### Clicks Per Campaign Weekly

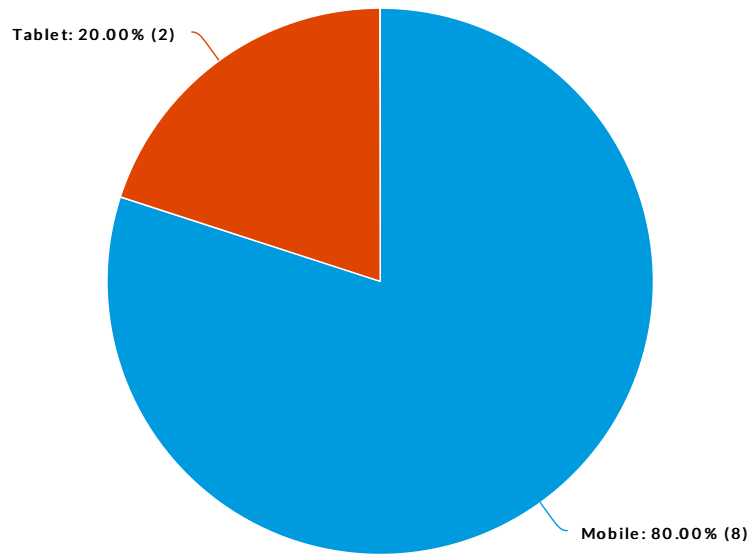
The Trade Desk [adgroups](#) data grouped by [day](#)



Last month - May 01, 2017 to May 31, 2017

### Clicks by Device type

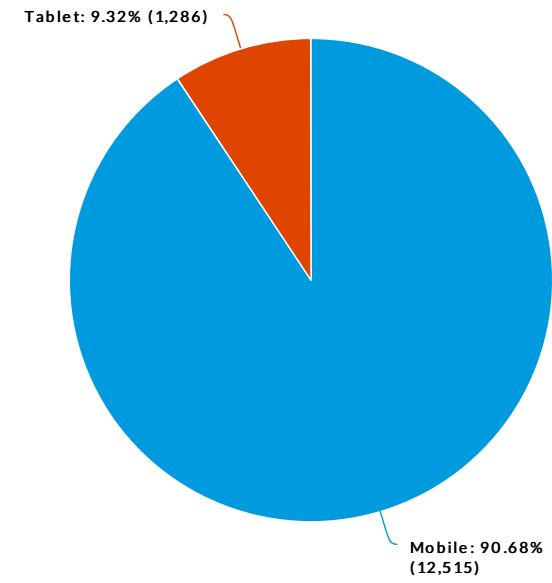
The Trade Desk [browsers & devices](#)



Last month - May 01, 2017 to May 31, 2017

### Impressions per Device Type


The Trade Desk [browsers & devices](#)



### CPM By Campaign

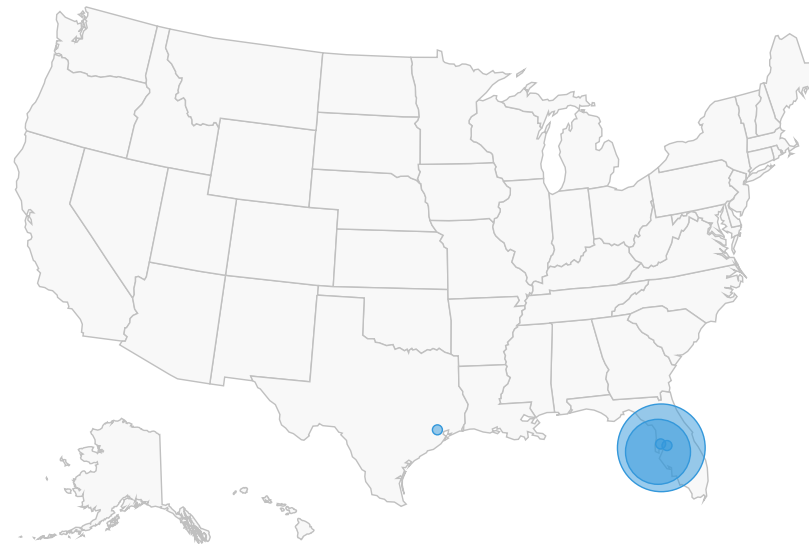
Last month - May 01, 2017 to May 31, 2017

The Trade Desk [ad groups](#) data grouped by



### Clicks by City

United States



## Clicks by City

Custom - May 24, 2017 to May 31, 2017

The Trade Desk [geo data](#)

	City	Region	Clicks
<b>Total</b>			<b>0</b>
	Myakka City	Florida	0
	Lakeland	Florida	0
	Pinellas Park	Florida	0
	Safety Harbor	Florida	0
	Odessa	Florida	0
	Venice	Florida	0
	Lithia	Florida	0
	Mulberry	Florida	0
	Largo	Florida	0
	Englewood	Florida	0
	Seffner	Florida	0
	North Port	Florida	0
	Inverness	Florida	0
	Zephyrhills	Florida	0
	Clearwater	Florida	0
	Bradenton	Florida	0
	New Port Richey	Florida	0
	Sarasota	Florida	0
	Dade City	Florida	0
	Bartow	Florida	0
	St. Petersburg	Florida	0
	Plant City	Florida	0
	Homosassa	Florida	0
	Palm Harbor	Florida	0
	Sun City Center	Florida	0