

30619 Matched Profiles

Clearwater Toyota

<https://www.clearwatertoyota.com/>

choozle

Clearwater Toyota

26 Jun 2017 - 25 Jul 2017

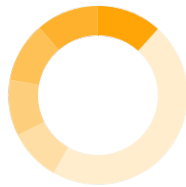
Key Demographic Visitors

Gender



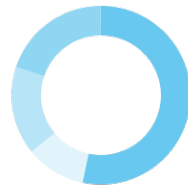
- Female - 14442 (55%)
- Male - 10579 (40%)
- Unknown - 711 (3%)
- Neutral - 425 (2%)

Age



- 55 - 59 - 2158 (12%)
- 50 - 54 - 2097 (11%)
- 45 - 49 - 2004 (11%)
- 60 - 64 - 1872 (10%)
- 35 - 39 - 1731 (9%)
- Other - 8587 (47%)

Children in HH



- 0 - 8971 (53%)
- 3+ - 3344 (20%)
- 1 - 2693 (16%)
- 2 - 1819 (11%)

Household Income



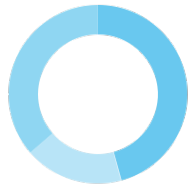
- < \$15k - 3150 (18%)
- \$60k-\$74.9k - 1976 (11%)
- \$75k-\$99.9k - 1930 (11%)
- \$20k-\$29.9k - 1810 (10%)
- \$30k-\$39.9k - 1630 (9%)
- Other - 7340 (41%)

Marital Status



- Married - 4198 (53%)
- Single - 3706 (47%)

Education Level



- Some College - 8746 (46%)
- High School Grad - 6944 (36%)
- College Grad - 3397 (18%)
- Graduate School - 22 (0%)

Median Home Value



- \$101k-\$200k - 4705 (41%)
- < \$100k - 3522 (31%)
- \$201k-\$300k - 1714 (15%)
- \$301k-\$400k - 704 (6%)
- \$401k-\$500k - 301 (3%)
- Other - 447 (4%)

Employment



- Homemaker - 808 (24%)
- White Collar - 610 (18%)
- Blue Collar - 524 (15%)
- Occupation : Middle Management - 450 (13%)
- Occupation : Nurse - 355 (10%)
- Other - 638 (19%)

Geo Location US State




- Florida - 15840 (64%)
- Georgia - 1322 (5%)
- Texas - 642 (3%)
- North Carolina - 608 (2%)
- South Carolina - 544 (2%)
- Other - 5811 (23%)

Political Affiliation

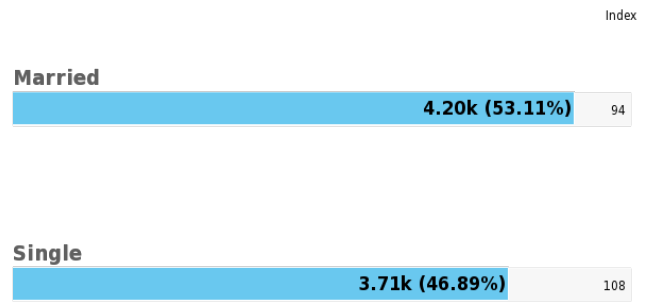


- Democrat - 4756 (56%)
- Republican - 3563 (42%)
- Independent - 248 (3%)

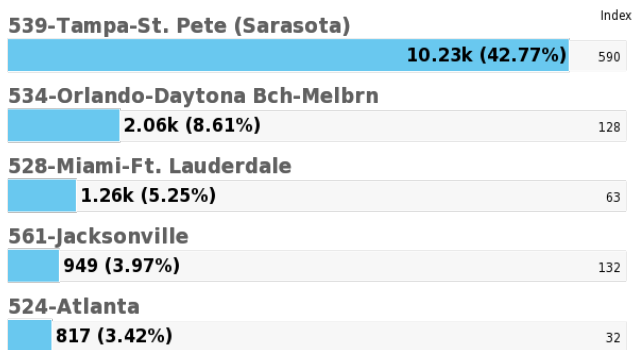
Gender - I-Behavior / Visitors-Index



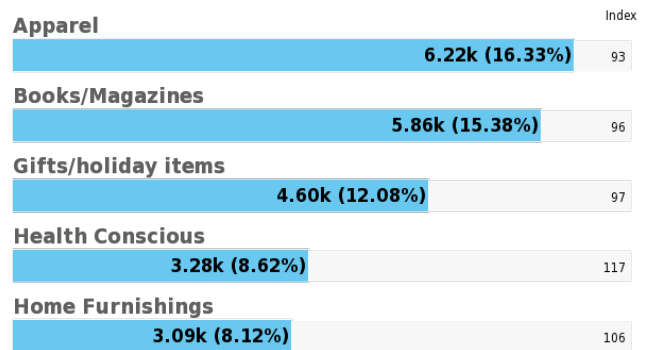
Marital Status - Experian / Visitors-Index



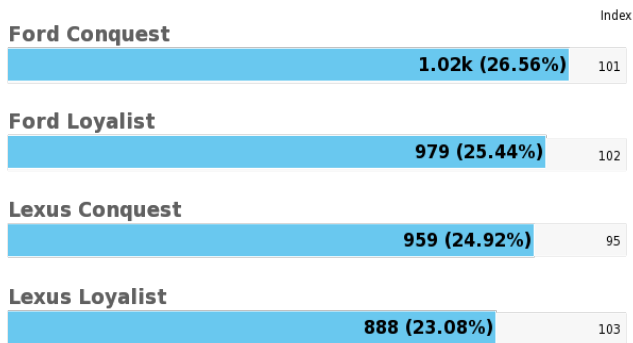
Geo Location DMA / Visitors-Index



Purchase Categories / Visitors-Index



Auto Purchase Propensity / Visitors-Index



Non-Profit Donorship / Visitors-Index

